

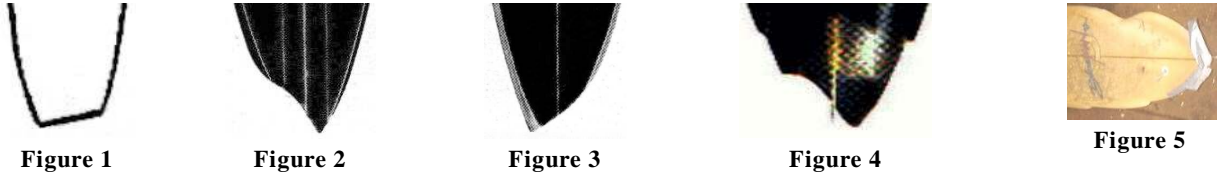
**TAIL SHAPES**  
(Updated: 1/2009)

These tail configurations are listed alphabetically by description or trade name. Their use may go beyond the indicated era.

Adjustable: see **Figure 43**, page 3

Asymmetrical: Right or left configurations were offered.

- Figure 1** . . . . . d 1968. . . . . few after 1970's
- Figure 2**, (Jacobs). . . . . d 1973. . . . . c 2002
- Figure 3**, (California Company). . . . . d 1973. . . . . c 1970's
- Figure 4**, (Beach Beat).. . . . . d 1988. . . . . c 1980's
- Figure 5** (Blueman). . . . . c 1970's. . . . . c 1970's

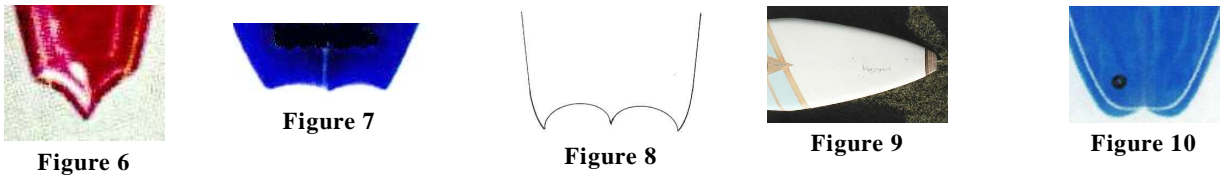


Bat: Also referred to as 'star'

- Figure 6** . . . . . d 1970. . . . . c 1970's
- Figure 7**. . . . . d 1991. . . . . c 1990's
- Figure 8** (Canyon OB).. . . . . d 1983. . . . . d 1984

Bump: (Pacific Coast, Velzy), **Figure 9**. . . . . d 1964. . . . . d 1965  
 Nearly straight hip from tail up 1/4 length of board.

Butt: **Figure 10** (Proctor). . . . . d 2007. . . . . c 2000's




Crescent: See Half-moon below.

- Diamond: **Figure 12**. . . . . d 1968. . . . . present
- Diamond, pulled: **Figure 13** (Meyerhoffer). . . . . s 2005. . . . . present
- Fish: **Figure 14**, twin fin. . . . . c 1972. . . . . present
- Half-moon: **Figure 15**. . . . . c 2000. . . . . present
- Half Moon Split: **Figure 11** (Lelot). . . . . s 2006. . . . . present



Hip: See Bump, page 1

Inverted: **Figure 16**, (C.M.E.). . . . . s 1973. . . . . x 1978



Multiple: **Figure 17**, (3 shown).. . . . . d 1976. . . . . c 1970's  
 At least 8 different interchangeable inserts, Patent #3,879,782

- Pear: **Figure 18**. . . . . d 1969. . . . . d 1969
- Pear: **Figure 19** (Meyerhoffer) . . . . . s 2005. . . . . present
- Pin: **Figure 20** (Joe Quigg). . . . . c 1947. . . . . present


Pulled: ..... c 1948. .... present  
 Rocket: **Figure 21**, Designed by Steve Walden, North Shore. .... d 1975. .... c 1970's



**Figure 17**



**Figure 18**



**Figure 19**




**Figure 20**




**Figure 21**

Round: **Figure 23**. .... d 1968. .... present  
 Round pin: **Figure 24**. .... c 1963. .... present  
 Scoop deck: **Figure 25** (Jacobs). .... c 1970's. .... c 1970's  
 Sidewinder: (Holmseay, Greg Noll) **Figure 26**. .... d 1968. .... present  
 Spider: **Figure 22** (Lelot). .... s 2009. .... present



**Figure 22**

Square: **Figure 27**. .... c 1950's. .... present




**Figure 23**



**Figure 24**



**Figure 25**



**Figure 26**



**Figure 27**

Bobbed square: **Figure 28** (Lyman) 3" soft corners. .... d 1960. .... Few after 1961  
 Chopped square: **Figure 29**, hard corners. .... c 1980's. .... present  
 Full square: **Figure 30**. .... pre 1920's. .... late 1940's  
 Pinched square: **Figure 31**. .... late 1940's. .... late 1950's  
 Pulled square: **Figure 32**, fuller hips than Bobbed or Chopped. .... c 1955. .... present



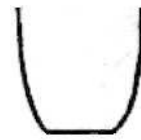
**Figure 28**



**Figure 29**



**Figure 30**



**Figure 31**



**Figure 32**

Rounded square: **Figure 33**. .... c 1958. .... present  
 Squash: **Figure 34**. .... c 1960's. .... present  
 Squid: **Figure 35** (Stewart). .... d 1990. .... c 1990's  
 The upper surface of these reverse wings were concaved, designed to catch water thereby holding the tail down while nose riding.  
 Star fish: **Figure 36** (Hank Warner). .... s 1971. .... present  
 Swallow:  
 By Surfboards La Jolla. .... c 1966. .... present  
**Figure 37**. .... d 1973. .... present



**Figure 33**



**Figure 34**



**Figure 35**



**Figure 36**



**Figure 37**

**Figure 38**. .... c 1960's. .... present  
**Figure 39**. .... c 1980's. .... present  
**Figure 40**. .... c 1980's. .... c 1980's  
**Figure 41** (Xanadu). .... s 2007. .... present

Swallow, winged:..... c 1970's. .... present  
 Sw-ish: **Figure 42** (Weber) Hybrid swallow / fish. .... d 1973. .... c 1970's



**Figure 38**



**Figure 39**



**Figure 40**



**Figure 41**



**Figure 42**

Tinkler Tails: Adjustable tail, Patent #3,902,207, photo Surfer V17#2P142. .... d 1976. .... d 1976

**Figure 43:** various shape examples

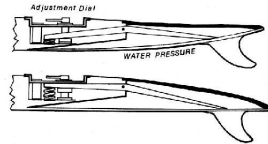
**Figure 44:** Details of adjustment mechanism. Adjustments could be made in the water without any tools.

**Figure 45:** Note three point of adjustment, left rail, center & right rail.

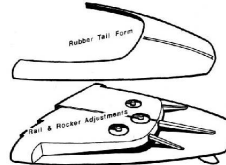
**Figure 46** 'Tinkler Tails - Pat # 3,902,207'



**Figure 43**



**Figure 44**



**Figure 45**



**Figure 46**

Tri: **Figure 48**(G&S). .... d 1976. .... c 1970's  
 Tri, single wing: **Figure 49** (Horizons West). .... d 1977. .... c 1970's  
 Twin pin: **Figure 50** .... d 1969. ... Few after 1970's  
 Vamp: **Figure 47** (Lelot). .... s 2009. .... present



**Figure 47**

Wedge: see Bump, page 1

Wings:

Beveled: (Heritage) Wings thinner than rail. .... d 1979. .... c 1970's


Concave: (Infinity). .... c 1979. .... c 1970's

Single **Figure 51**. .... start unk. .... present

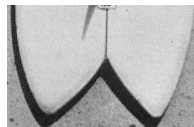
Single, diamond: **Figure 52** (Hobie). .... d 1974. .... c 1970's



**Figure 48**



**Figure 49**



**Figure 50**



**Figure 51**



**Figure 52**

Single, "Ultra": **Figure 53** (Hot Buttered). .... c 1990's. .... present

Double wing: .... d 1978. .... present

Double wing, square: **Figure 54**. .... c 1970's. .... present

Double wing, swallow: **Figure 55**. .... d 1978. .... present

Hidden wing: **Figure 56**. .... d 1979. .... c 1970's

Note: These wings extended down instead of out and did not break the plane of the tail template.

Single, Pin: **Figure 57** (Hobie). .... d 1974. .... c 1970's



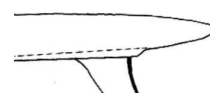
**Figure 53**



**Figure 54**



**Figure 55**



**Figure 56**



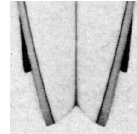
**Figure 57**

Tri wing, swallow: **Figure 58**. .... d 1977. .... c 1970's

Winger: **Figure 59** (Weber) . . . . . d 1974. . . . . c 1970's  
Glassed on glass wings with downward tilt



**Figure 58**



**Figure 59**